

Weavers West Guild News

Sun City West, AZ




From the Editor

Cynthia Geyer-Goering

Hello Fellow Weavers and Spinners.

Happy holidays! I've seen some fantastically beautiful items being woven this past month or so. Everyone trying to finish up gifts for family and friends. Below, in the "Projects Our Weavers Are Working On" section, there are just a few of these projects. They are being warped and finished so quickly it's hard to take pictures of them all.



Lately, I've been seeing polka dots. Lots and lots of polka dots. I was trying to do Christmasy colors but my stash said no. Spring! It must have been the November of 80 degree weather.

Along with the holidays, tis the season to elect and welcome a new 2022 Weavers West Board and Committee Chairs.

- Co-Presidents Mary Wilder and Carol Price
- Vice President Kathy Ingles
- Secretary Marcia Steil
- Treasurer Melanie Drake
- Asst Treasurer Alie Conrad-Lake
- Member at Large
 Kathleen Bloechl
 Pat Conway

Welcome!

Special Event News

Baked Potato Bar

On Thursday, October 21st, members of our Weavers West Guild gathered with our families and friends in the courtyard at Kuentz Recreation Center for the Baked Potato Bar event. Members were asked to bring a side that would complement baked potatoes and beverages of their choice.



Holiday Luncheon



Weavers West

Holiday Luncheon

Friday, December 17th

Briarwood Country Club - Patio Room

Agenda:

- 11:00 AM Social Time
- 11:30 AM Installation of Officers
- 12:00 PM Plated Lunch served with musical entertainment
- 1:00 PM Arizona Fire and Medical Staff

Cost: \$18.00 per person
(Please make checks payable to Weavers West)

Menu:

- Assorted Rolls
- House Salad
- Entre Choice – Choose one:
 - √ Pan Braised Yankee Pot Roast
 - √ Tucson Chicken
- Herb Roasted Red Potatoes
- Mixed Seasonal Vegetables
- Dessert: Ice Cream Sundae with Chocolate sauce, whip Cream & Nuts

NOTE: For special meal substitutions please call Sharon at 303-249-9389



Please bring a toy to the luncheon for donation to the Arizona Fire and Medical Holiday Toy Drive

Education News

Classes for 2021-22

Weavers West

WORKSHOP: Weaving a Circle

CLASS DATE:
Monday, December 13, 1-4 PM

TEACHER: Pam Chumbley

FEE: \$15

CLASS SIZE: 4-10 students

Weavers West membership required

No class prerequisite

**CLASS REGISTRATION FORM
IN RED BINDER**

This workshop will get you started weaving in the round and use up some of your stash and scrap fiber.

You will learn how to warp a 10-inch circle on a metal ring or a wooden embroidery hoop and then use fundamental weaving skills to create a design suitable for a wall hanging.

Supplies Needed:

- Tape measure
- Scissors
- Paper and pencil/pen
- Assortment of scrap/stash fiber to provide texture
- Fiber suitable as warp
- 10" metal hoop OR 10" wooden embroidery hoop

2021



Weavers West

WEAVING I: Rigid Heddle

November 2021 Classes
 Monday, November 29, 1-4 PM
 Wednesday, December 1, 1-4 PM
 Friday, December 3, 1-4 PM

January 2022 Classes
 Monday, January 3, 1-4 PM
 Wednesday, January 5, 1-4 PM
 Friday, January 7, 1-4 PM

TEACHER: Rigid Heddle Teaching Team.

FEE: \$30 class fee

CLASS SIZE: 4 students

CLASS REGISTRATION FORM IN RED BINDER

Weavers West membership required
 No class prerequisite

2021-22

This 3-session workshop will get you started weaving on a Rigid Heddle loom in about 3 hours.

The first session you learn to warp the loom and begin weaving. Using a quick method to warp you will create a set of dish cloths as practice.

The second session you will begin a sampler, learning a variety of weaves and techniques. Online videos and classroom instruction will lead you through the process of making a sampler that teaches you several more techniques.

Unlimited virtual sessions will allow you to review the complete sampler process including the finishing techniques.

The second and third sessions provide for an opportunity to ask questions and trouble shoot problems.

***Technology Requirement:** Must have ability to watch online videos via YouTube and other websites outside of class.

Skills Developed:

- Loom terminology
- Direct warping
- Weaving terminology
- Finishing techniques
- Resources for patterns

Supplies Needed:

Wet fiber: 3 colors of "Sugar & Cream", 1 skein each color

- Color #1
- Color #2
- Color #3

Tape measure Tapestry needle
 Scissors Paper and pencil/pen

Supplies Provided:

- 2 colors warp fiber

Weavers West

WORKSHOP: Mobius Shawl

January 2022 Classes
 Wednesday, January 12 1-4 PM
 Wednesday, January 19, 1-4 PM
 Wednesday, January 26, 1-4 PM

TEACHERS:
 Bonnie Benson and Melanie Drake

FEE: \$40 class fee

CLASS SIZE: 6 students

CLASS REGISTRATION FORM IN RED BINDER

Weavers West membership required

*Participant must have 4 monitor credits earned in the past 12 months to register.

2022

MOBIUS SHAWL WORKSHOP

Three week duration with 3-hour instruction/demonstration period one day per week.
 Workshop allows for weaving time for students between sessions.

Week 1

- Handouts of instructions and lecture on advice on shawl width, length, EPI, yarn choices
- Demonstrate how to direct-warp on rigid heddle loom with yarn choices.
- Assist students in warping looms and method of winding on for mobius shawl.
- Discuss whether students want to use hemstitch or knots for finishing beginning, side, and end of weaving.
- Weave body of shawl before next session

Week 2

- Demonstrate untying weaving from front of loom, twisting and securing weaving to weave in warp
- Assist students in process on their own looms
- Demonstrate how to weave in warp threads and assist students on their own looms

Week 3

- Assist students in removing projects from looms
- Demonstrate finishes for fringe

Supplies Needed:

Students to supply their own weaving materials.
 Tape measure Tapestry needle
 Scissors Paper and pencil/pen

Supplies Provided:

- Some stash yarns will be supplied for students to use if they wish for no fee.
- Syllabus available upon payment
- Mobius shawl basic instructions provided



Weavers West Guild Education Committee Report

12-01-21

Deborah Jarchow, highly recognized for her virtual Rigid Heddle classes that we use in Weaving I, is coming to Weavers West Guild the first week of February to teach *Playing with Pick Up on the Rigid Heddle Loom*. Go beyond the basics and weave more than plain

weave. Learn how to create decorative designs and textures in the structure of your woven fabric. Spend two days immersed in the joy of weaving with pick up sticks, learning to make additional sheds and manipulate your warp threads. Discover the difference between warp and weft floats and how to use them to create your desired patterns in a sampler. Try out lace patterns, honey comb, waffle weave and more. After learning a variety of patterns, see how the right finishing techniques really make your patterns pop. This sampler will be the basis for planning many beautiful future textiles. While weaving the sampler, students will learn various methods for finishing the ends, how to wet finish the woven pieces, and many tips for easier weaving. After you finish your sampler you will see how to plan future projects based on the patterns that you like best.

For the Weavers West Guild February Program on Friday, February 4, Deborah will speak to the members on *Rayon Chenille and Beyond (4 harness weaving)*. In this program, she will talk about the characteristics of rayon chenille and how understanding its structure makes weaving with chenille easier. She gives tips for working with chenille and shows and discusses various items woven in chenille. You will see samples of her work showing chenille with beads or sequins woven into the fabric as well as samples showing differential shrinkage using chenille and wool or chenille and elastic.

Weaving II, learning to weave on a table top loom, begins on December 7. If you are interested in taking Weaving I or Weaving II, please be sure that you sign up on the Waiting List as this helps us in planning to offer these classes as often as needed.

Plans are underway to offer a tapestry weaving class in February 2022. If you are interested in this class, please contact Marcia Steil or Dagmar Weissenborn.

Library News

Library Report

We are now subscribed to the magazine “Weaving With Little Looms” which comes out quarterly.

If you notice any library materials that are in need of repair, missing check out cards or DVD’s that have issues, please let me know by calling or sending me an email and then put the item in the center cabinet at the bottom of the the library bookshelf.

The library index is located at the far right end of the middle shelf of the bookcase. Materials are listed by author, title and category so it should be easy to find any materials you are searching for. New materials added for the current year are listed in the front of this index.

We are still missing 2 issues of Handwoven Magazine:

Mar./Apr. 2016

Nov./Dec. 2016

Please check through your weaving materials at home to see if you have these items. Unfortunately, they were not checked out so I don’t know who to contact. This said, please be sure to fill out the card in front of each item you are checking out and put it in the small file box on the bottom shelf of the bookcase.

Also missing:

The paper insert from the front of the Tapestry Level II DVD. It has materials listed and some patterns. If you ever used this video and happen to have made a copy of this insert, please let me know so I can copy it.

Diane Conery
623-523-1182
DLconery@yahoo.com

Federation News

submitted by Esther Federman, Federation Representative

From: Mary Humme <maryhumme@gmail.com>
Date: Sun, Nov 21, 2021 at 10:26 AM
Subject: Federation round table discussion Nov 20, 2021
To: Mary* Humme <maryhumme@gmail.com>

Thanks to everyone who attended and gave such valuable feedback on the Federation and the next steps. Below is a synopsis of the points discussed during the meeting. Please feel free to share with your guild members, perhaps in your newsletter, to let them know what's being discussed. Meeting held via ZOOM at 1:30- 3:30 on Sat Nov 20, 2021

TRAVELING TEACHER PROGRAM

The majority of the guilds value the traveling teacher program as a great benefit of the Federation. In person vs virtual teacher options were discussed, with good points for both. A 'hybrid' approach was discussed, where the decision of in person or virtual would be decided based on the subject to be taught and the availability of the teacher.

The timing of the planning for a traveling teacher was brought up - most guilds would be able to work best with at least a one year lead time, up to 2 years out, so that there is sufficient time for the guilds to plan and schedule.

The current program would be expanded to include the contracting of a virtual teacher for either a presentation or a workshop, of which the Federation would pay a percentage to cover the guild costs. Any costs above that would be the individual guild responsibility. For example, if a teacher is contracted to provide 10 guilds a presentation, at \$200 per session, then the Federation would pay the \$2,000 to contract that instructor. If one of those guilds wanted a more extensive presentation from that instructor, then that guild would be responsible for the additional amount charged. There would be the same requirement that the guild would need to commit to the teacher and arrange dates, times, attendance requirements, etc.

The Federation would set an upper limit of how much would be allocated to the virtual contract.

There was a suggestion that there is a designated 'host' guild for the traveling teacher, who coordinates and controls the arrangements. This could rotate among the guilds, providing for a more diverse selection of instructors and valuable help in administering the program.

WEEKEND RETREAT/CONFERENCE

A discussion was held that the state guilds would benefit from a 'reinstatement' of either a one day or multi day conference within the state. The Federation has in the past hosted Fibers through Time, both as a multi-day event and a one-day event. The cost and logistics of that became too difficult to continue with the board at that time, and with the pandemic it has not been feasible. Suggestions were made for possible a regional one day event (northern, central, and southern) or a state-wide location. Points brought up were the cost, which is a concern for a large number of members, travel and accommodations, and location.

GRANTS

The guilds were somewhat aware that the Federation does issue grants to guilds for presentations/ events/workshops. Each guild has a Federation handbook, and the grant criteria and submission rules are in it, so the reps are urged to share that with their program coordinators and members.

WEBSITE

There was a lengthy discussion about the Federation website. Several people have expressed that it is difficult to use, mostly historical, and not timely as a communication tool to the guilds and the public about fiber happenings in the state. While the Forum was originally set up to be used as an area to provide information and assistance, it has evolved into more of a marketplace for buying and selling.

The re-organization/redesign of the website was considered a high priority item, with the services of a professional web designer being used. Items that should be included/expanded within the website include a page for each guild that the guild itself would be responsible for updating (calendar, events, etc), a marketplace, a forum for discussion, an overall calendar with links to the individual events, and a resource page.

The primary purpose of the website should be to communicate and inform the member guilds, with a secondary purpose of informing the public about fiber arts in the state.

MENTORSHIP

A suggestion was made that the federation establish a mentorship program for the member guilds to provide resources on various aspects of fiber arts and also of guild operations.

NEWSLETTER

a sample format of a newsletter that the Federation is considering was presented. This was suggested to be put on the website as a communication tool, and to be sent out for distribution to members.

MISSION STATEMENT

A suggestion was made that the Federation provide a 'mission statement' to all the guilds to include in their newsletters that describes briefly what the Federation does and the various programs. Additionally, there would be a 'request for help' issued to the guilds for members to participate in various functions such as helping with traveling teachers or events.

This was a great starting point for the Federation to formulate plans for the next steps in the evolving Arizona fiber arts scene, and we want to thank all who participated and gave valuable feedback.

Please be sure to share these points with your guild members, talk about it at your meetings, include it in your newsletter, and post it on your website.

If there are other suggestions or ideas, please let one of the board know.

THANK YOU!!!

Mary Humme, Vice President, AZ Federation of Weavers and HandSpinners, INC

Club Community Service

submitted by Janet Jordan

A fresh batch of charity blankets were collected and delivered to Project Linus. Thank you to those of you that took time to create and give to a child in need. There is a box in the studio on a top shelf that is labeled Linus yarn. The yarn is free for the taking if any member wants some yarn to make into a comfy blanket.



Secondly with the apple banner: A box has been placed in our Weaving Studio to collect donated food items for the Valley View Community Food Bank. The food bank was incredibly busy over the Thanksgiving holiday providing nourishment for many families in our own community. Would love for our club to help replenish their shelves for the growing need at Christmas time. Pick up something extra during your

grocery shopping and leave in the designated place.

Questions, call Jan Jordan 303-601-7910

Window Display

submitted by Jannelle Kluch

Fellow spinners and weavers;

Hello! My name is Jannelle Kluch, and I'm the new chairperson for the Weavers West Windows. I'd like to assemble a committee to help plan and decorate our Windows. If you'd like to help, please contact me!

With the Holiday season approaching, I'd like to update the Windows on December 1st to reflect that. I'm looking for colorful weavings, perhaps Red or White with Green, in any pattern. If you've made some tree ornaments with weaving and/or hand-spun yarn, or holiday theme placemats, napkins, or other holiday items – let's be creative!

You can bring me your items either in the weaving room on Tuesday afternoons (1-3 p.m.), drop them off at my home, or call/text/email me and I can pick them up.

On any items that you bring for the Windows, make sure there's an identifying tag on each item with your name and phone number so I can ensure your treasures are returned.

Items will be displayed for the month of December, and we'll return them to you when we change the Window.

In January, we'd like to display an array of scarves. Color doesn't matter, variety is encouraged.

Spinners, if you've made a scarf from handspun yarn, that would be welcomed – and if you have a sample of the yarn, that would enhance the presentation.

I'm looking forward to displaying the products of your talent and skills in the WWW (Weavers West Windows)! I hope each member will participate and contribute to this demonstration of our club.

Jannelle Kluch

jrs31jewel@hotmail.com

815-560-1632

13001 W Meeker Blvd

Sun City West, AZ 85375

Spinners

submitted by Jannelle Kluch

The spinners have started meeting in the Weavers West Guild studio on Tuesdays from 1 - 3pm each week. This is a great opportunity for weavers to learn new skills and join the spinners group activities.




One of the projects the spinners worked on in November. Needle felted dryer balls.



Melanie Drake spinning on motorized spinner.



Projects Our Weavers Are Working On



A new dish towel design by Alie Conrad-Lake.

Peggy Marshall created these festive table runners. One with a green weft and the other with a burgundy weft.





Lise Lavigne continues to amaze fellow members with her beautiful weaves.





Kathy Michels created these beautiful dish towels following a striped pattern shown on "The Woolery Blog". The dish towel won 1st place for rigid heddle in the Woolery Weave-Off contest in July of this year. She used her own color choices and created the spacing to match this winning pattern. They were on the thick size due to her using 8/4 cotton warp, doubled, and 8/2 cotton weft. Kathy lamented, "Unfortunately the blue bled into the white during the warm water wet finishing process".


Karol Woodbury created this beautiful double weave large tablecloth as a gift. It has a crocheted edge that helps give this tablecloth weight.





Dagmar Weissenborn has been extremely busy these past two months. She has created these mug rugs as gifts. She had such a large demand that she kept going and going. She says, "...never enough".

Dagmar is also working on an upcoming tapestry class. Below, left, is a picture of her revolving tapestry



loom with a long tiny tapestry. Above, to the right is a tapestry she was able to finish, with thanks to Alie Conrad-Lake for "donating lots of wonderful thrums from her weaving which I took apart the end knots and sorted by color for the upcoming tapestry class".