

WEAVERS WEST

Weavers West Guild | 2022 | Vol 4

Save the Dates

- Oct 3, 4, 5 & 7 - Weaving I: Rigid Heddle
- Wed, Oct 5 - Expo at Kuentz. If available, work in studio between 11am-1pm to help show it off to visitors
- Wed, Oct 19 - Triangle Loom Class
- Tue, Oct 25 - Bee in the Know. Intro to Kumihimo, taught by Eva Weisberg
- Nov 8, 10, 11 & 14 - Weaving I: Rigid Heddle
- Dec 5, 6, 8 & 9 - Weaving I: Rigid Heddle
- Jan 11, 12 & 13th - Its in the Warp, taught by Rosalie Neilson
- March 2023 - Color Lab for Weavers Workshop, Planning a Weaving Project with Confidence and Not-So-Plain Weave Workshop



From the Editor

The picture above shows what belonging to a guild is all about. Community, friendship, mentorship and help. Together, we can achieve anything. I have belonged to Weavers West Guild for two years now and this picture represents how I feel about this guild. Camaraderie!

During my two years with the guild, I have been editor to this newsletter. This has been one of the best decisions for which I was volunteered. I learned just about everyone's name, while misspelling a few. Now this is my last newsletter. Marianne Culligan will be taking over starting with the holiday issue. Please give her the same support you have given me. Thank you!

Cynthia Geyer-Goering





Yarn Store News

Pardon our Dust

As many of you have noticed, Karol Woodbury and Cynthia Geyer-Goering have been busy in the yarn store. Paula Dean is retiring at the end of 2022 and Karol and Cynthia will be taking the reins.

To get started they are labeling all the yarn colors on the shelves to make it easy to know what needs to be reordered.

Next, the labels around the cones are having the prices removed and a date added. This will eventually allow us to know how old a yarn is so we can make logistical decisions on it.

Yarn pricing will be stated at the top of the bays. Instead of adding an additional amount to the cone pricing, the new stock that came in in September will be what we paid for it, and the older stocks pricing will be raised to the new stock price. This will create income for the yarn store without pricing us too high. We are also hoping that this means no price hikes for the next year.

Letter from Paula Dean

We will soon be welcoming back our winter season members and the Yarn Store committee is busy getting ready for that! In September we started our Fall schedule and the store is now open every Friday morning from 8:30 to noon. If you find that you need some fiber in between Fridays, please remember that there is a list of our committee members and their phone numbers on the bulletin board outside the Yarn Store. If any of those members are in the weaving studio, they would be happy to open the store for you. If not, start calling any of those members and, if convenient, you should be able to find someone able to come into the studio to open the store.

We have already started to place our fiber orders with our vendors so that our store shelves will be restocked by early to mid-October. Before we place the Yarn Barn order, we will send out a memo to the membership regarding special orders. If you need a fiber not stocked in the Yarn Store, this is an excellent time to place a special order for your planned weaving projects. Not only will you save up to 20% on most fibers but you will also save on sales tax and lower shipping costs.

We are anxious for you to see Cynthia Geyer-Goering and Karol Woodbury's summer efforts to better organize the fiber displays in the store. Each section will be better organized in color order and all colors will be labelled!! Great job Cynthia and Karol!

We have just about sold all of the remaining Perle (mercerized) Cotton and plan to use that area in the store to stock small quantities of fibers that we don't necessarily plan to stock. This will give members an opportunity to see and feel these products. We are asking for member input into the types of fibers they might purchase through a special order if they could only first "see and feel" the fiber. We will soon be sending out an e-mail to solicit your input so please don't hesitate to give us your ideas.

Library

I am working on taking inventory and updating the library's Book / DVD Index to include all new materials added recently. It should be in the binder by the time you read this. When new materials are added between printings of the index, titles will be added on a separate sheet at the front of the index binder.

Three new books and 1 DVD were added recently since my last email:

- 51 Yarns To Spin Before You Cast Off: Faulkner: Spinning/Dyeing
- A Spinner's Dozen-14 Darn Useful Tools: Gaustad: Spinning/Dyeing
- Twist, Turn & Tie - 50 Japanese Kumihimo Braids: Kemp:
Braids, Beads, Kumihimo
- DVD - Color Families: Menz

A special thank-you to Barbara Cline for her book and DVD donations to the library and to a Sun City weaver, Marlene Rennaker, who donated many books a few weeks ago that were listed in an earlier email.

As I was working on the inventory of library materials I have found 2 missing books which were not checked out. If you have either book, or know the where these books might be, please let me know.

Inkle Card Weaving (one copy)
Alden Amos Big Book of Handspinning

Please remember to return checked out materials within the 2 week check out period. If books are out much longer, I will send out reminders for you to return them.

As always, if you have any questions or recommendations for the library, please let me know.

Diane Conery

Summer Weaving Program

I had so much fun with this year's summer weaving program, and I hope many of you did too!

Thank you so much to my helpers, Cynthia Geyer-Goering and Jannelle Kluch. Cynthia led the woven pendant and kumihimo sessions and helped with many other sessions. Jannelle presented the needle-felted sheep session. This turned out to be the best attended workshop.



I have spare kits left over for Danish heart and bird and German stars with instructions included. Please email Bonnie Benson at robenson55@gmail.com if you would like a kit.

Submitted by: Bonnie Benson

Education Committee

Submitted by: Carol Byrne

Learn to Weave on a Triangle Loom is being offered by Marilyn Haseman from 9 AM to 4 PM on Thursday, October 19. In this class, you will learn to weave a scarf using one continuous strand of yarn. A sign up sheet and the class description are available in the Class Registration Book. There is no prerequisite and the class is open to all Weavers West Guild Members from beginners through experienced weavers.

On November 2, 2022, Deborah Jarchow will present the "Pinwheel Workshop", a class for Rigid Heddle looms only. The Class Description Sheet and Warping Directions are in the Class Sign Up book. If you sign up for this class and plan to use a WWG Rigid Heddle Loom, please be sure to indicate that on the sign up sheet and sign up for the loom on the Rigid Heddle check out list. You will need to pre warp your loom for this one day class.

On January 11, 12 and 13, 2023, Rosalie Neilson will teach a 3 day Rep weaving class, "It's in the Warp: Color and Design in warp-faced Rep". The class description and sign up sheet will soon be posted in the class sign up book and members will be advised that the class is ready for registration. There is a high demand expected for this class, so please be sure to sign up early in order to secure your place in this class.

For sometime in the first week of March, 2023, WWG is working with Chris Acton of Acton Creative who teaches color in weaving and a focus on how to plan successful weaving projects. We plan to offer her "Color Lab for Weavers Workshop", "Planning a Weaving Project with Confidence" and "Not-So-Plain Weave Workshop". Chris will also offer a Program to the General Membership.

The Education Committee is very excited to offer these classes and workshops covering a wide variety of topics targeted from beginners to more experienced weavers.

There is a full schedule of Weaving I classes planned for September, October, November and December. Upcoming Weaving II and III classes are also being planned.

Twisted Sisters Spinning Group

Submitted by: Jannelle Kluch

The Twisted Sisters spinning group of Weavers West has been busy helping new spinners get started, and developing creative new fibers this summer.

Dagmar is creating fiber batts on the drum carder using left over thrums (from our weavers) and a polyester roving. The batts are a delight to spin and make great art yarn.



We all participated in the Tour De Fleece this summer. Each participant spun yarn or created something with fiber during the Tour de France bicycle race. Some of the resulting yarn and creations are on display in the Weavers West windows. When our snowbirds are back in October, we'll discuss a spinning/ weaving challenge for next year.

Please stop in and talk to the spinners if have an interest in learning the craft. We have spinning wheels and fiber so you can try it out. It's a great way to create your own yarn for tapestry weaving, or add special yarns to your other weaving. We meet every Tuesday afternoon from 1-3ish.



Dagmar Weissenborn


“I love colorful thrums! From using them in tapestries to carding them and then spinning them. I have refurbished a donated Ashford spinning wheel for use in the guild. I continue my newly found passion for blending thrums with fiber.”



Needle Felting 101

The needle felted sheep displayed in our windows encouraged many ladies to try out this craft. The class time was a good social afternoon with sheep or dogs coming to life.

Some said it was fun but once is enough. Many others loved it and have expanded out on their own.



Perseverance




N
O
R
M
A

perseverance

noun

steadfastness in doing something despite difficulty or delay in achieving success: *Norma's perseverance with the weaving design chosen illustrates her single-mindedness!*

Norma Myers was inspired by a set of towels that were so unique in design that they almost cost our guild a member. These towels have not 1 or 2 different weave structures but five! Setting up the loom was a shaft nightmare and finding any errors made your eyes cross. Luckily, members of the guild helped uncross her eyes and with perseverance, Norma accomplished an amazing feat. Just look at the pictures above to see the beautiful work she created. Great job Norma and we can't wait to see what you are going to weave next!



From our Members



Marianne Culligan

This is a photo of Marianne’s first project on a floor loom - 6 kitchen towels. This project started out on a table loom, but the loom she chose needed repair so mentors talked her into “graduating” to a floor loom. “Thanks to all of you who helped me get everything on the table loom, then off and on the floor loom. I’ve learned a lot from so many great members!” says Marianne

Marcia Steil

“This is a tapestry I did over the summer in Big Bear Lake. The inspiration photo and color palette is on the right.”



Mary Jones

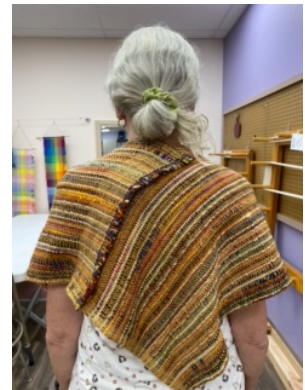
“This summer I did Lees Surrender out of the “green book”, a project that had been on my must-do list almost from when I started weaving. Another project was a fun light towel pattern I found on FB.”





Dagmar Weissenborn

“I have also joined club mobius! Thank you Alie for your insight and help. My mobius shawls use some wool and thrift store finds for a rustic look.”



Mary Wilder

“...here are a couple pictures from my summer weaving; a set of towels using a pinwheel draft (two variations) and also a small car garbage bag made out of 8/4 natural cotton and plastic grocery bags.”

